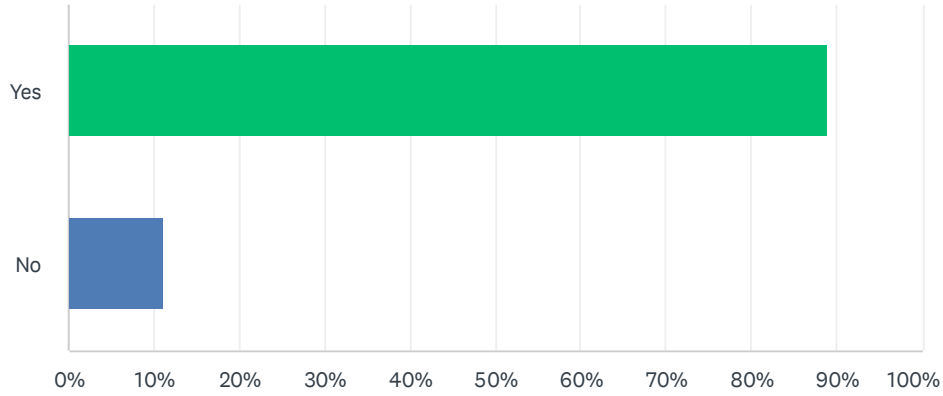


Q1 Have you had contact with a member of the Evesham Police Department within the last 12 months?

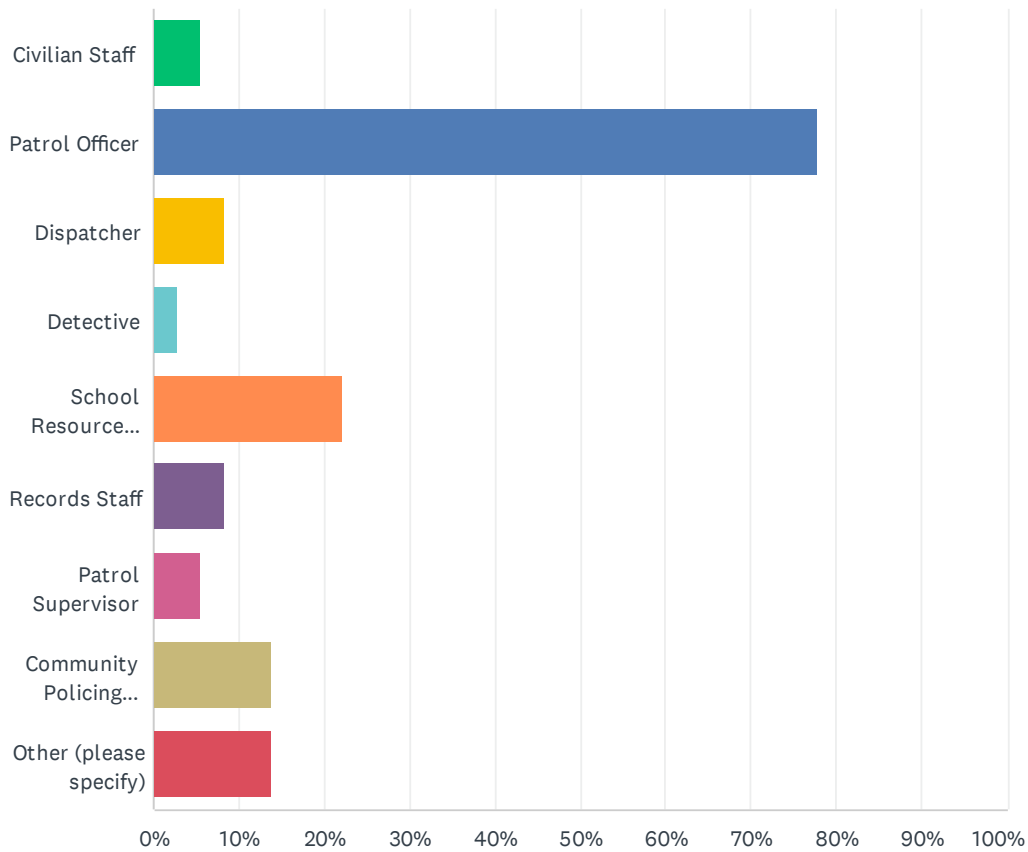
Answered: 36 Skipped: 0



ANSWER CHOICES	RESPONSES	
Yes	88.89%	32
No	11.11%	4
TOTAL		36

Q2 Was your contact with a member of our department a:

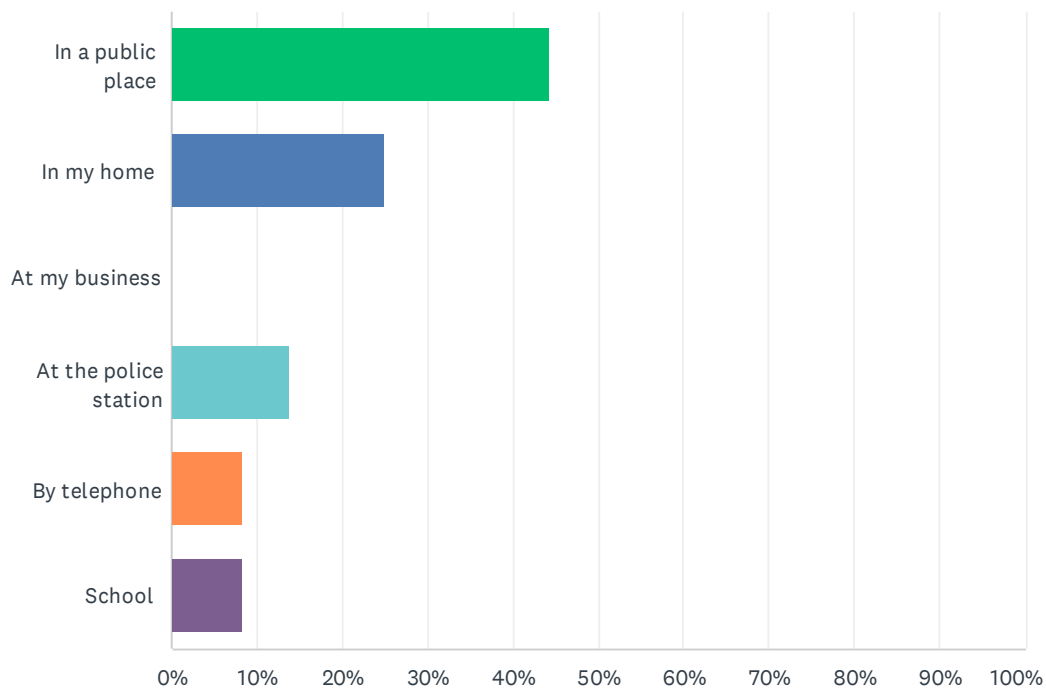
Answered: 36 Skipped: 0



ANSWER CHOICES	RESPONSES
Civilian Staff	5.56% 2
Patrol Officer	77.78% 28
Dispatcher	8.33% 3
Detective	2.78% 1
School Resource Officer	22.22% 8
Records Staff	8.33% 3
Patrol Supervisor	5.56% 2
Community Policing Officer	13.89% 5
Other (please specify)	13.89% 5
Total Respondents: 36	

Q3 How/where did your contact with the Evesham Police Department

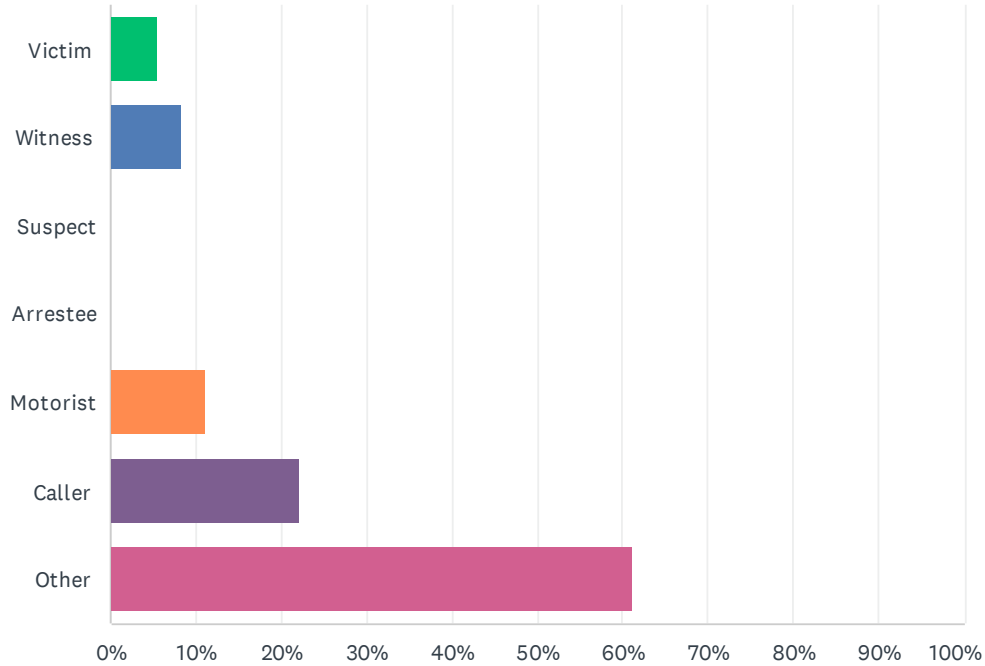
Answered: 36 Skipped: 0



ANSWER CHOICES	RESPONSES	
In a public place	44.44%	16
In my home	25.00%	9
At my business	0.00%	0
At the police station	13.89%	5
By telephone	8.33%	3
School	8.33%	3
TOTAL		36

Q4 In your contact with the Evesham Police Department were you a: (you may choose more than one answer)

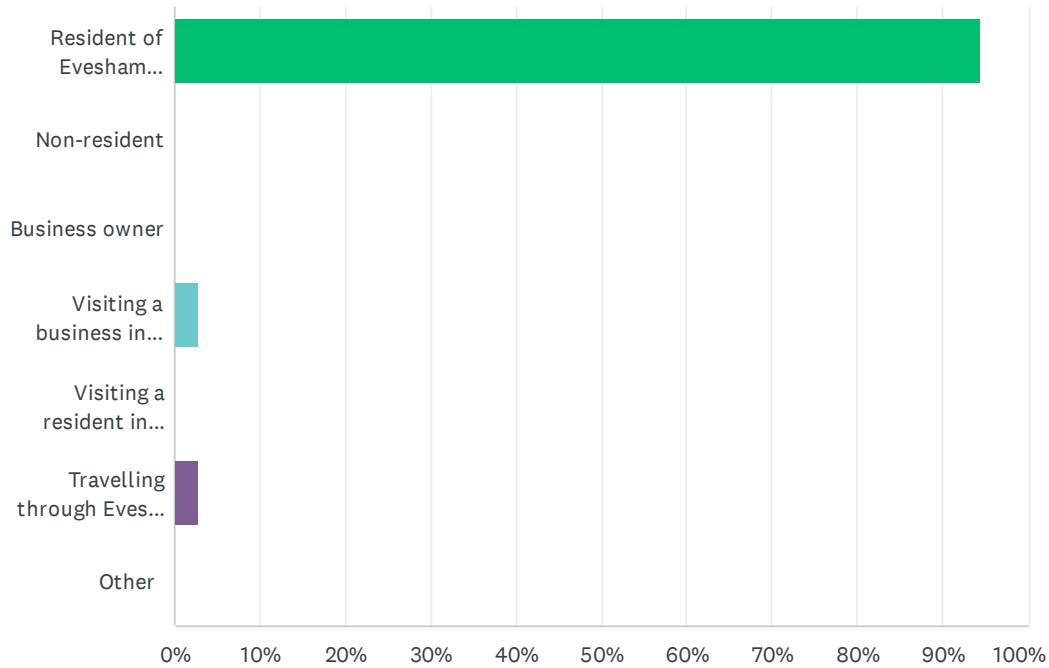
Answered: 36 Skipped: 0



ANSWER CHOICES	RESPONSES	
Victim	5.56%	2
Witness	8.33%	3
Suspect	0.00%	0
Arrestee	0.00%	0
Motorist	11.11%	4
Caller	22.22%	8
Other	61.11%	22
Total Respondents: 36		

Q5 In regards to your interaction with the Evesham Police Department which best describes your status at the time of the contact?

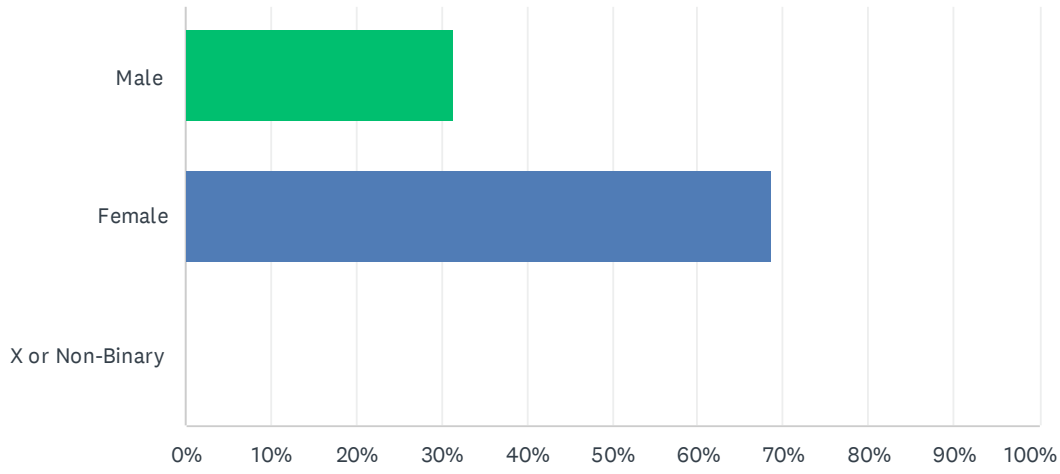
Answered: 36 Skipped: 0



ANSWER CHOICES	RESPONSES	
Resident of Evesham Township	94.44%	34
Non-resident	0.00%	0
Business owner	0.00%	0
Visiting a business in Evesham Township	2.78%	1
Visiting a resident in Evesham Township	0.00%	0
Travelling through Evesham Township	2.78%	1
Other	0.00%	0
TOTAL		36

Q6 Gender (Optional)

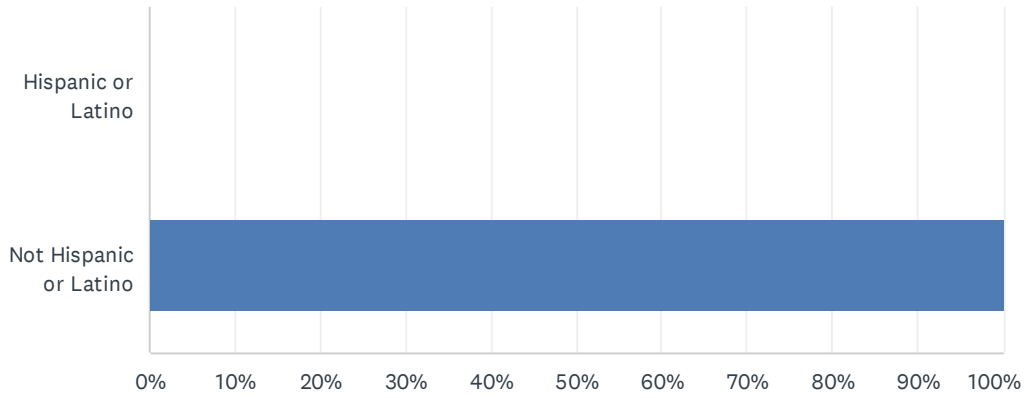
Answered: 35 Skipped: 1



ANSWER CHOICES	RESPONSES	
Male	31.43%	11
Female	68.57%	24
X or Non-Binary	0.00%	0
TOTAL		35

Q7 Ethnicity (Optional)

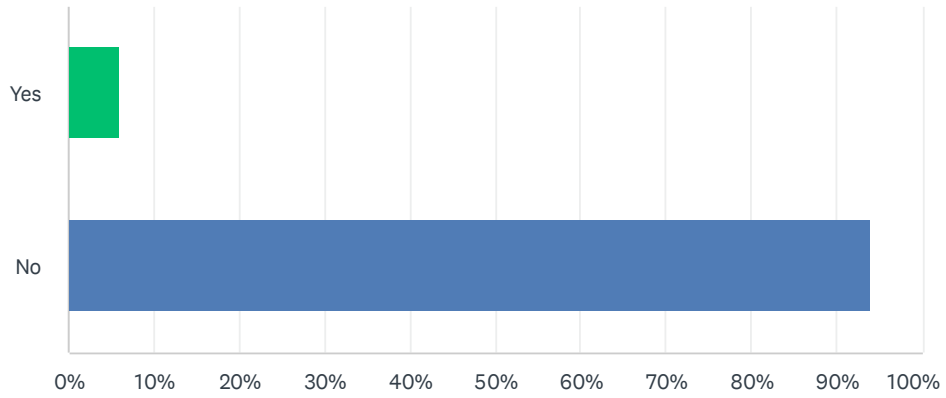
Answered: 36 Skipped: 0



ANSWER CHOICES	RESPONSES	
Hispanic or Latino	0.00%	0
Not Hispanic or Latino	100.00%	36
TOTAL		36

Q8 Do You Identify as LBGTQ+ (Optional)

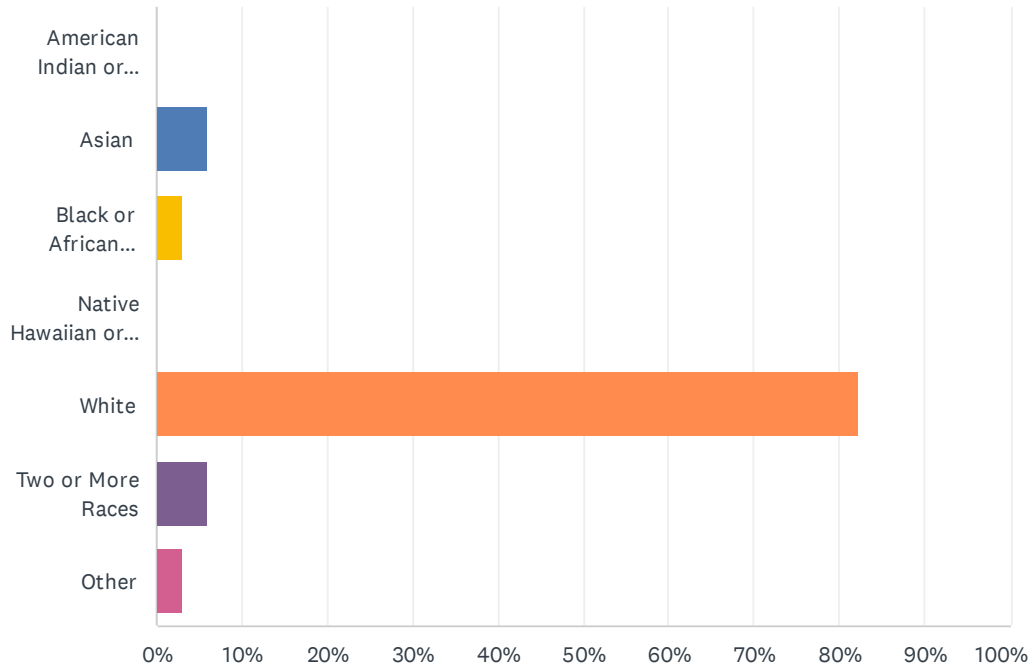
Answered: 34 Skipped: 2



ANSWER CHOICES	RESPONSES	
Yes	5.88%	2
No	94.12%	32
TOTAL		34

Q9 Race (Optional)

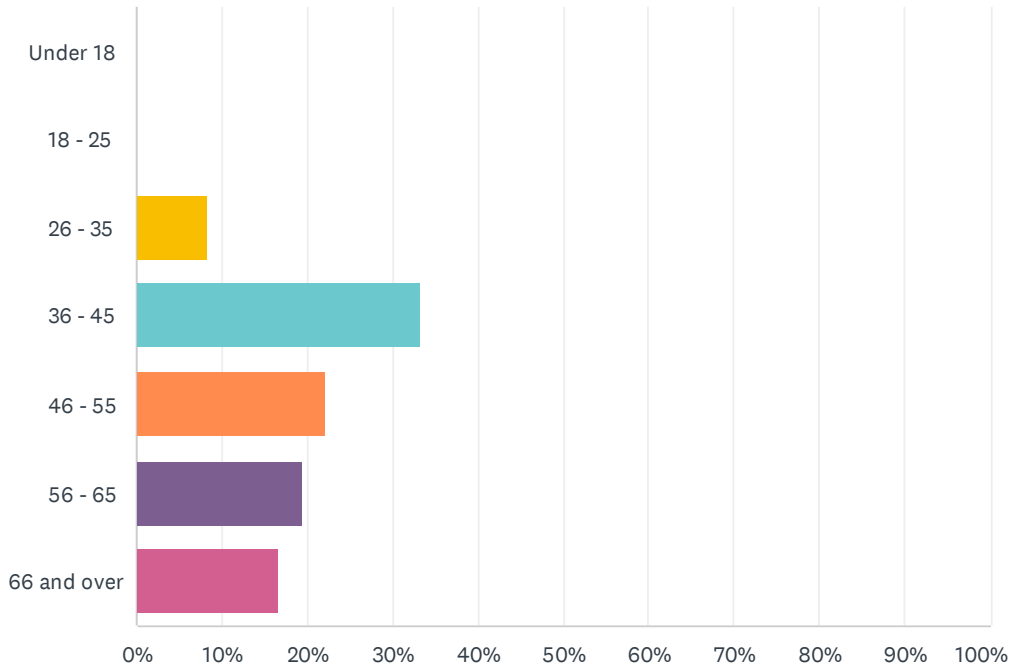
Answered: 34 Skipped: 2



ANSWER CHOICES	RESPONSES	
American Indian or Alaska Native	0.00%	0
Asian	5.88%	2
Black or African American	2.94%	1
Native Hawaiian or Other Pacific Islander	0.00%	0
White	82.35%	28
Two or More Races	5.88%	2
Other	2.94%	1
TOTAL		34

Q10 How old are you? (Optional)

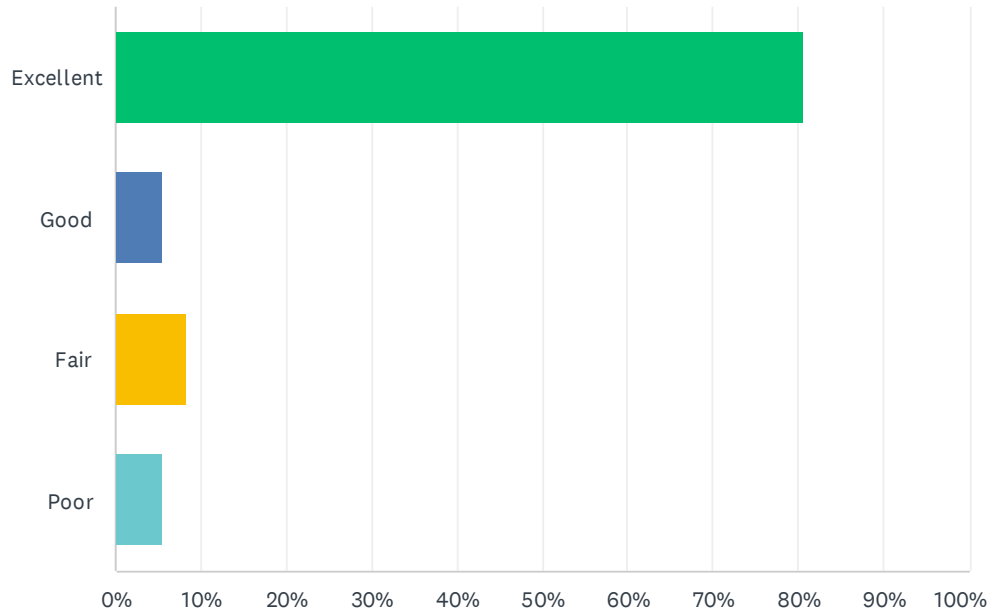
Answered: 36 Skipped: 0



ANSWER CHOICES	RESPONSES	
Under 18	0.00%	0
18 - 25	0.00%	0
26 - 35	8.33%	3
36 - 45	33.33%	12
46 - 55	22.22%	8
56 - 65	19.44%	7
66 and over	16.67%	6
TOTAL		36

Q11 During your contact with our department, how would you rate the courtesy and demeanor of the officer/department member?

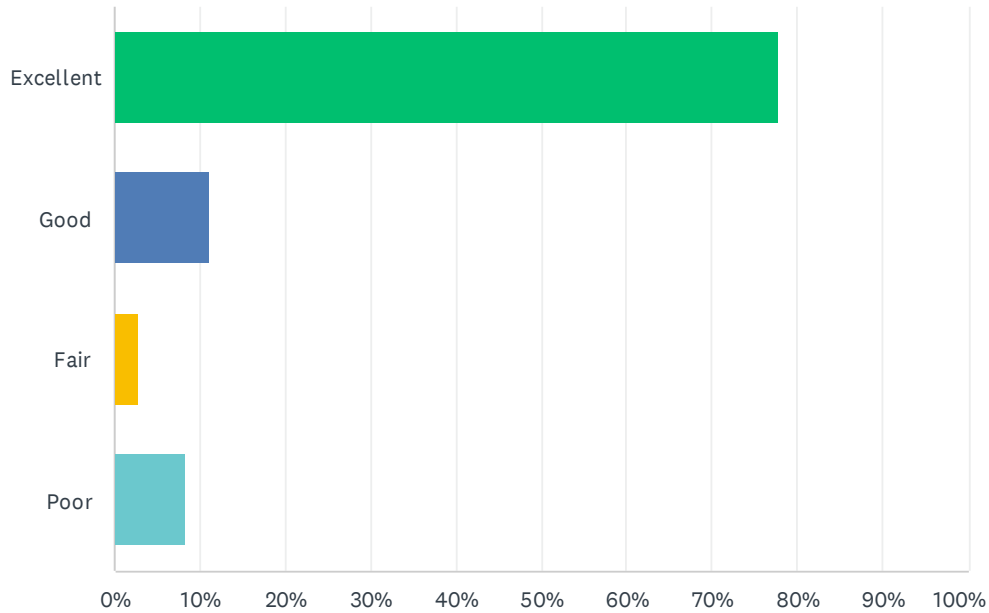
Answered: 36 Skipped: 0



ANSWER CHOICES	RESPONSES	
Excellent	80.56%	29
Good	5.56%	2
Fair	8.33%	3
Poor	5.56%	2
TOTAL		36

Q12 Based on your contact with the Evesham Police Department, how would you rate the overall skills and knowledge of the employee

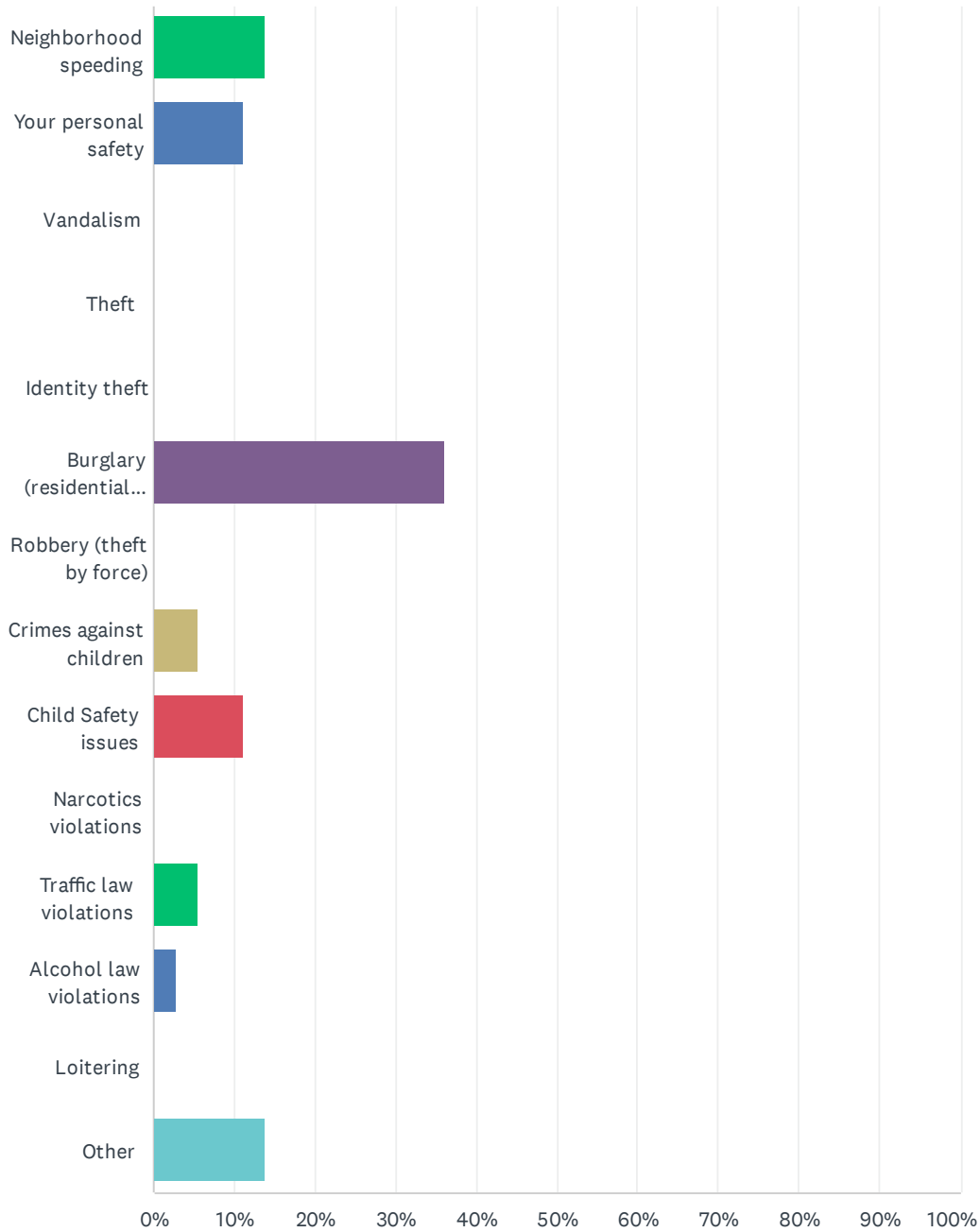
Answered: 36 Skipped: 0



ANSWER CHOICES	RESPONSES	
Excellent	77.78%	28
Good	11.11%	4
Fair	2.78%	1
Poor	8.33%	3
TOTAL		36

Q13 What is your greatest concern regarding safety and security in Evesham Township?

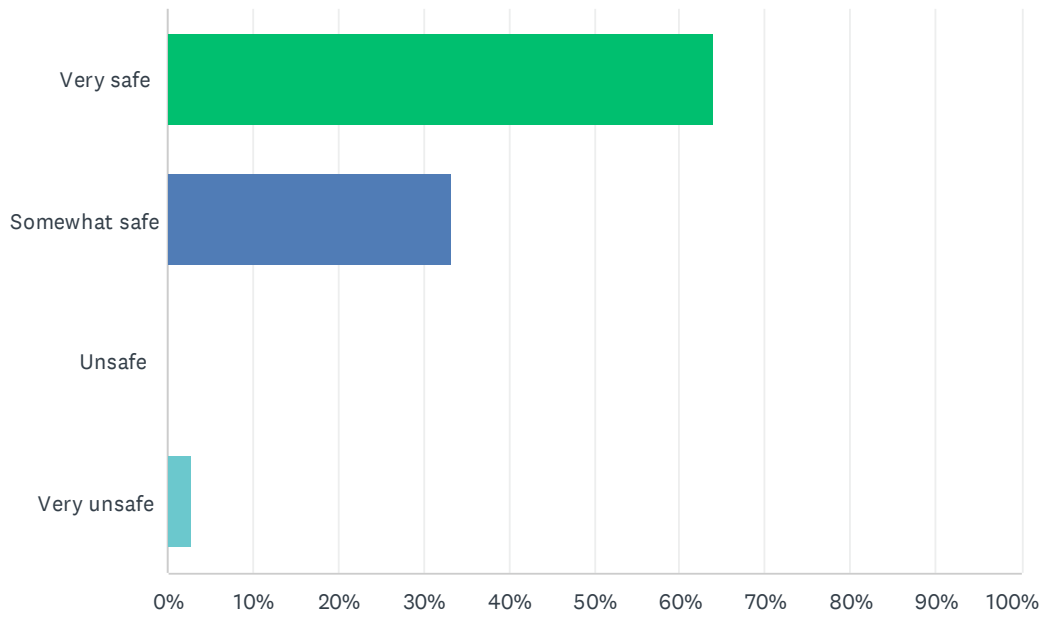
Answered: 36 Skipped: 0



ANSWER CHOICES	RESPONSES	
Neighborhood speeding	13.89%	5
Your personal safety	11.11%	4
Vandalism	0.00%	0
Theft	0.00%	0
Identity theft	0.00%	0
Burglary (residential/vehicle burglaries & thefts)	36.11%	13
Robbery (theft by force)	0.00%	0
Crimes against children	5.56%	2
Child Safety issues	11.11%	4
Narcotics violations	0.00%	0
Traffic law violations	5.56%	2
Alcohol law violations	2.78%	1
Loitering	0.00%	0
Other	13.89%	5
TOTAL		36

Q14 How safe do you feel in Evesham Township?

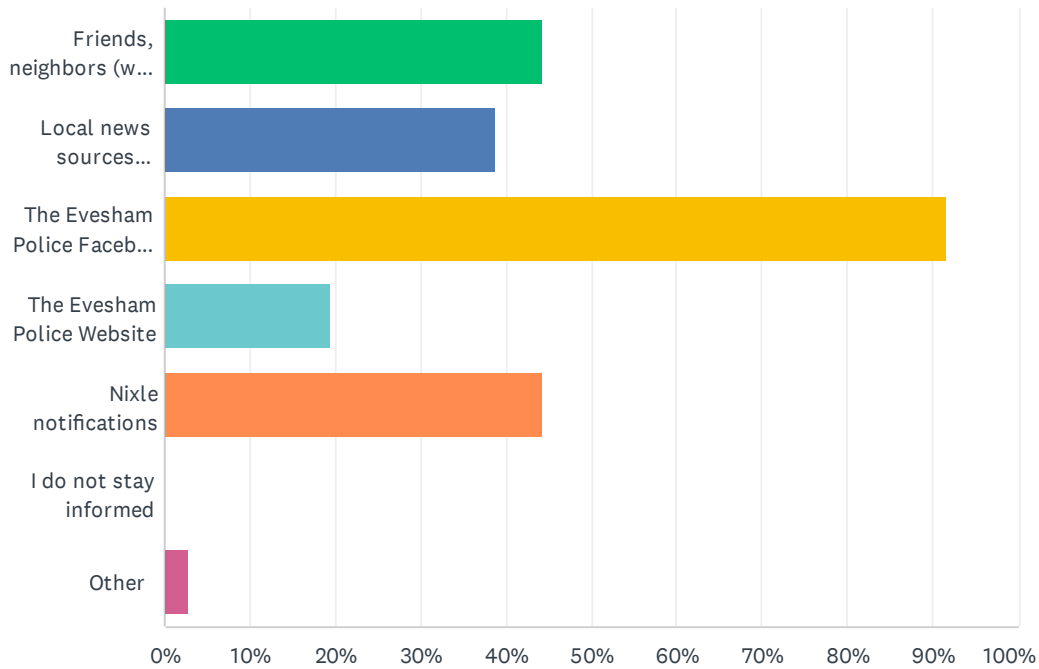
Answered: 36 Skipped: 0



ANSWER CHOICES	RESPONSES	
Very safe	63.89%	23
Somewhat safe	33.33%	12
Unsafe	0.00%	0
Very unsafe	2.78%	1
TOTAL		36

Q15 How do you stay informed and up to date on crime, safety concerns, issues in the community, and/or other Evesham Police Department news and events? (Please check all that apply)

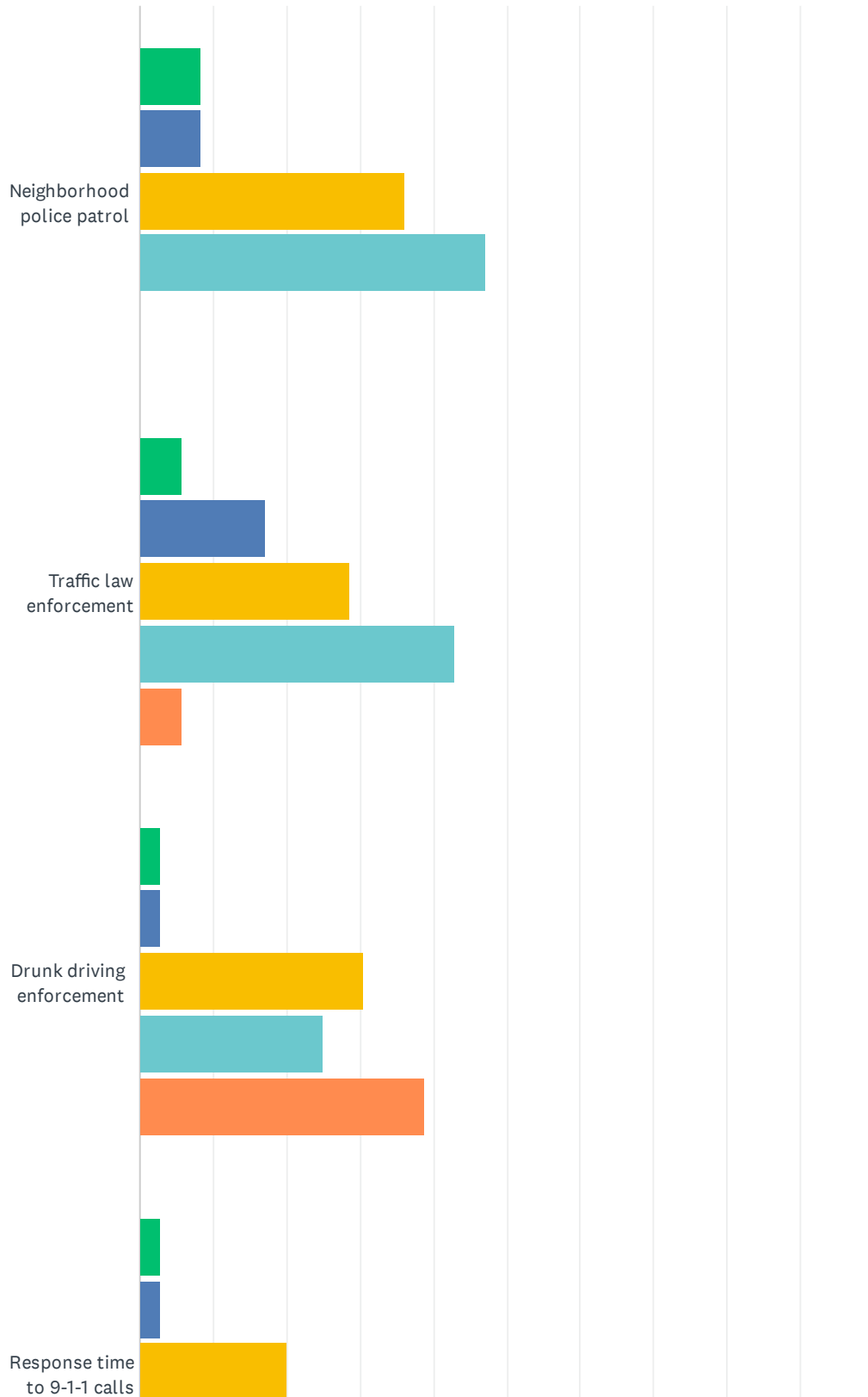
Answered: 36 Skipped: 0

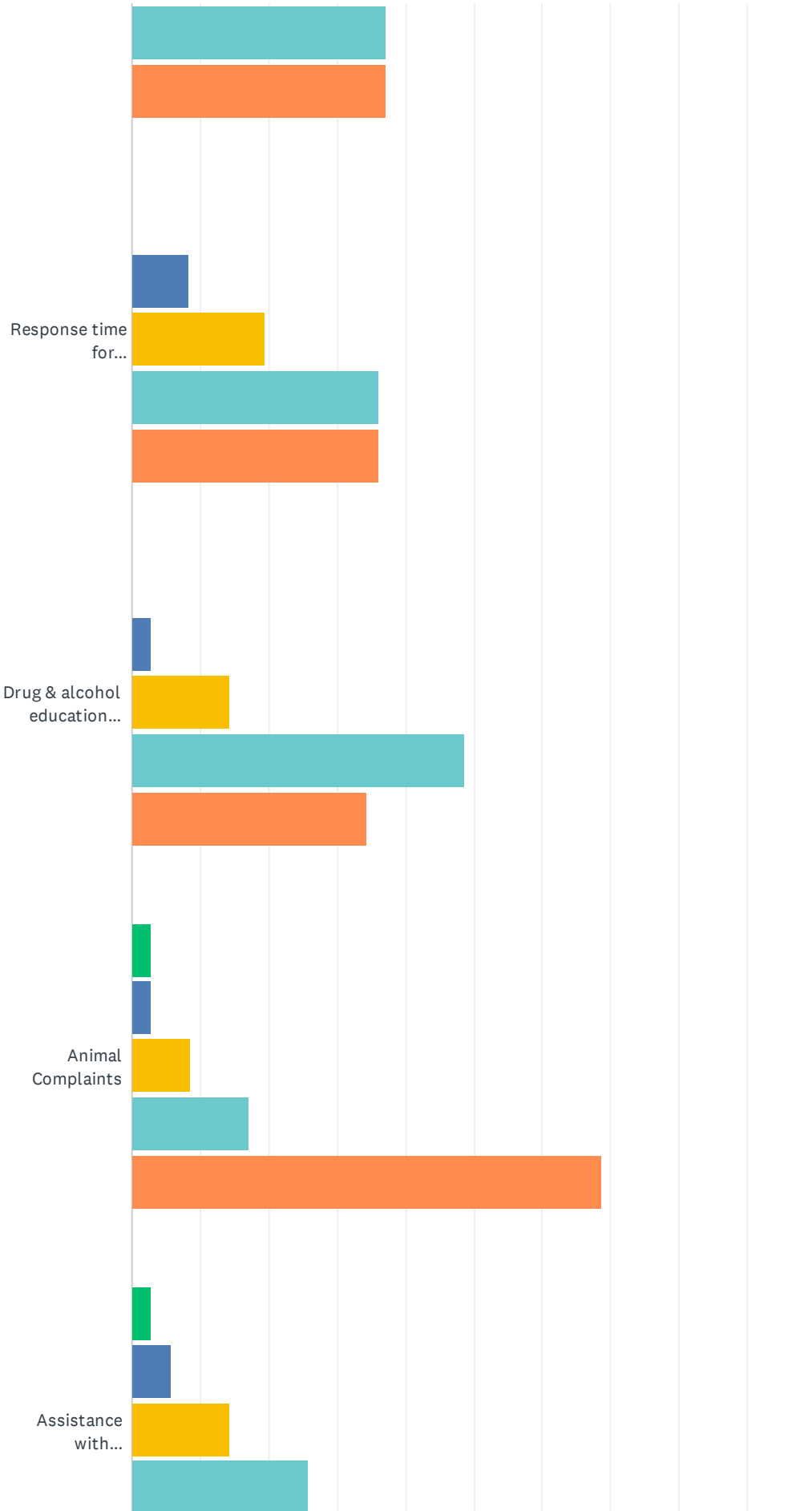


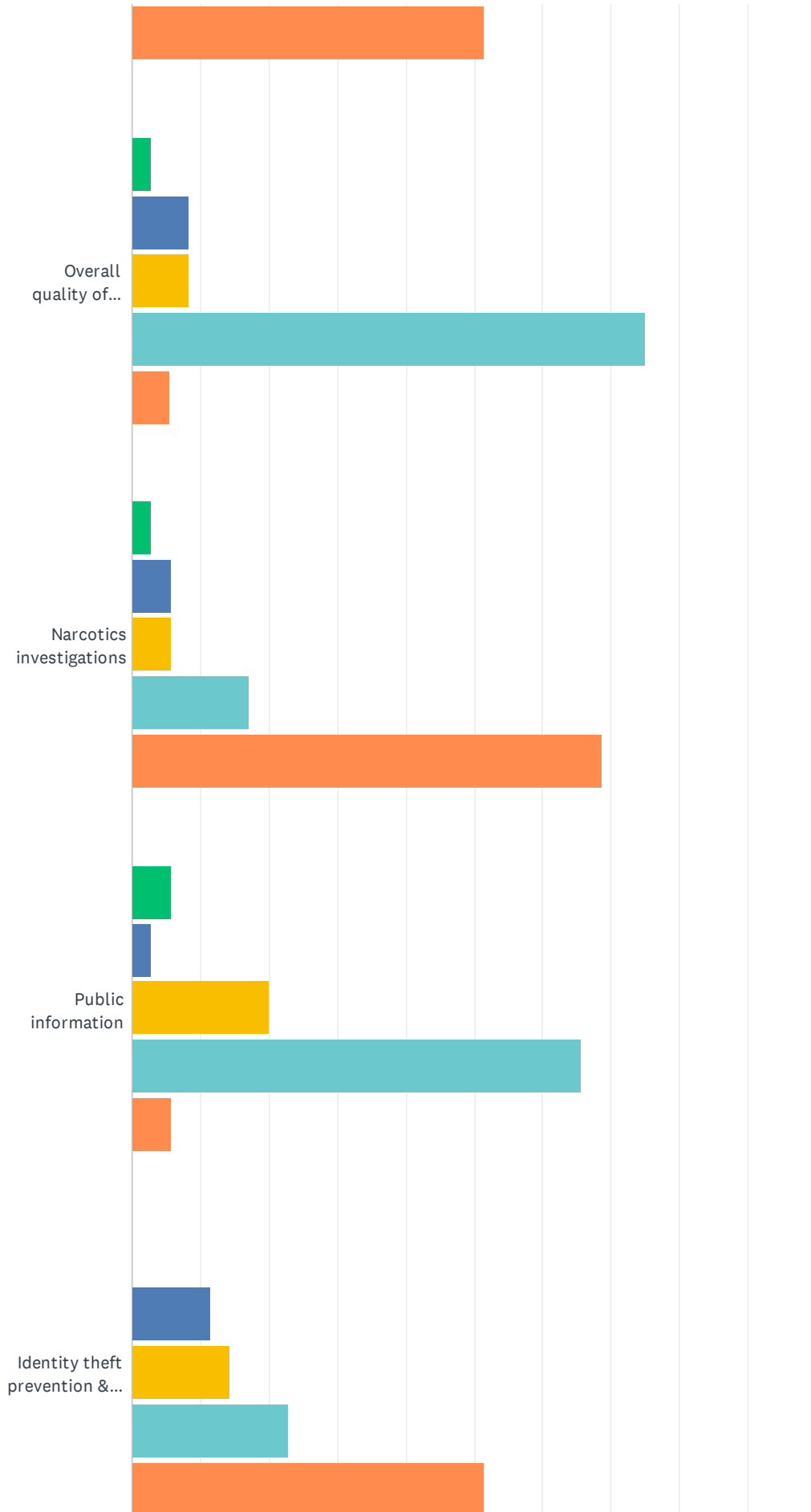
ANSWER CHOICES	RESPONSES	
Friends, neighbors (word of mouth)	44.44%	16
Local news sources (newspapers, television, radio, etc.)	38.89%	14
The Evesham Police Facebook page	91.67%	33
The Evesham Police Website	19.44%	7
Nixle notifications	44.44%	16
I do not stay informed	0.00%	0
Other	2.78%	1
Total Respondents: 36		

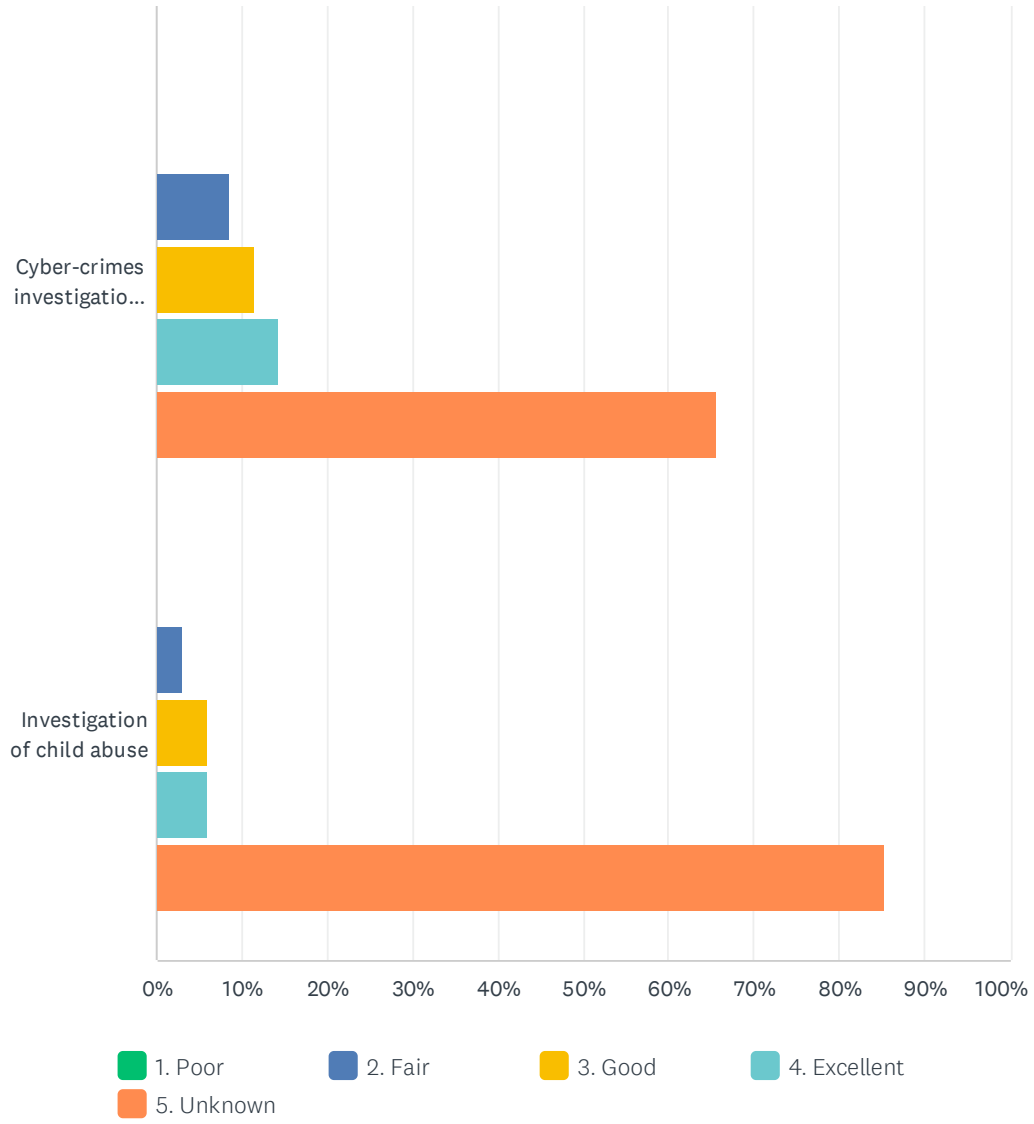
Q16 How would you rate the quality of the following services provided by the Evesham Police Department:

Answered: 36 Skipped: 0









	1. POOR	2. FAIR	3. GOOD	4. EXCELLENT	5. UNKNOWN	TOTAL
Neighborhood police patrol	8.33% 3	8.33% 3	36.11% 13	47.22% 17	0.00% 0	36
Traffic law enforcement	5.71% 2	17.14% 6	28.57% 10	42.86% 15	5.71% 2	35
Drunk driving enforcement	2.78% 1	2.78% 1	30.56% 11	25.00% 9	38.89% 14	36
Response time to 9-1-1 calls	2.86% 1	2.86% 1	20.00% 7	37.14% 13	37.14% 13	35
Response time for non-emergency calls	0.00% 0	8.33% 3	19.44% 7	36.11% 13	36.11% 13	36
Drug & alcohol education (LEAD)	0.00% 0	2.86% 1	14.29% 5	48.57% 17	34.29% 12	35
Animal Complaints	2.86% 1	2.86% 1	8.57% 3	17.14% 6	68.57% 24	35
Assistance with domestic/neighborhood disputes	2.86% 1	5.71% 2	14.29% 5	25.71% 9	51.43% 18	35
Overall quality of police services	2.78% 1	8.33% 3	8.33% 3	75.00% 27	5.56% 2	36
Narcotics investigations	2.86% 1	5.71% 2	5.71% 2	17.14% 6	68.57% 24	35
Public information	5.71% 2	2.86% 1	20.00% 7	65.71% 23	5.71% 2	35
Identity theft prevention & education programs	0.00% 0	11.43% 4	14.29% 5	22.86% 8	51.43% 18	35
Cyber-crimes investigations & prevention programs	0.00% 0	8.57% 3	11.43% 4	14.29% 5	65.71% 23	35
Investigation of child abuse	0.00% 0	2.94% 1	5.88% 2	5.88% 2	85.29% 29	34

Q17 Would you like to add a comment, recommendation or suggestion for improvement?

Answered: 17 Skipped: 19